Precip. Forecast

as of
Aug 23, 2025

Daily Totals

Data:
NOAA-GFS

Daily Precip. Forecast for Aug 23, 2025

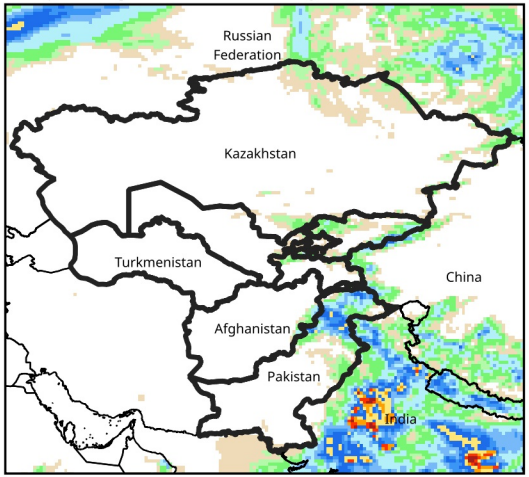

Daily Precip. Forecast for Aug 24, 2025

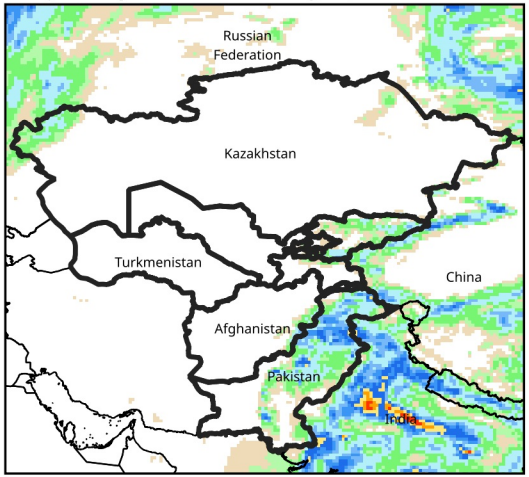

Daily Precip. Forecast for Aug 25, 2025

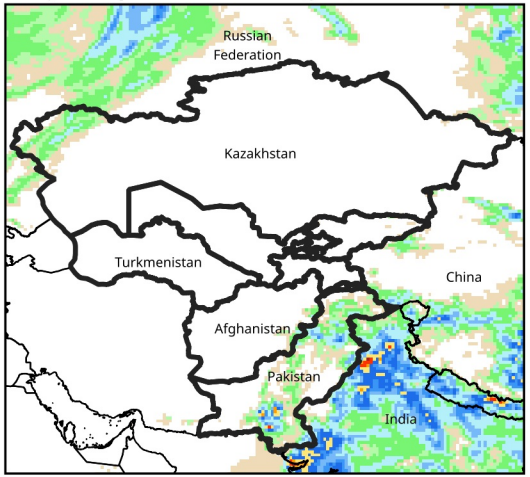

Daily Precip. Forecast for Aug 26, 2025

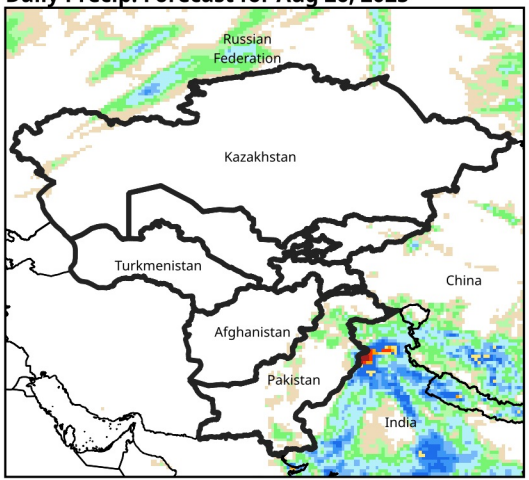

Daily Precip. Forecast for Aug 27, 2025

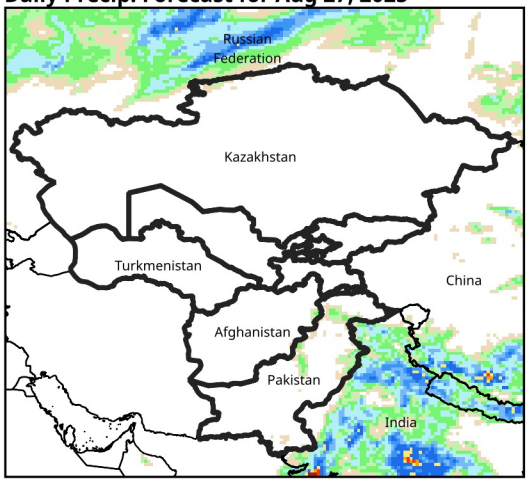

Daily Precip. Forecast for Aug 28, 2025

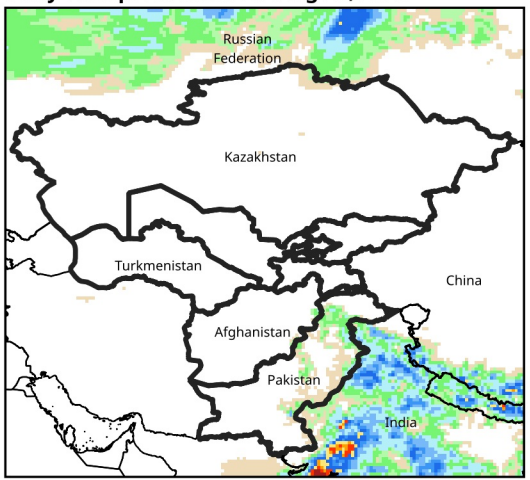

PPT (mm)

- 0 - 0.1
- 0.1 - 1
- 1 - 2
- 2 - 5
- 5 - 10
- 10 - 15
- 15 - 20
- 20 - 30
- 30 - 40
- 40 - 50
- 50 - 75
- > 75
- No Data

Map Produced by USGS/EROS

USGS FEWS NET