# Precip. Forecast

as of
Oct 12, 2025

Daily Totals

Data:
NOAA-GFS

**Daily Precip. Forecast for Oct 12, 2025**

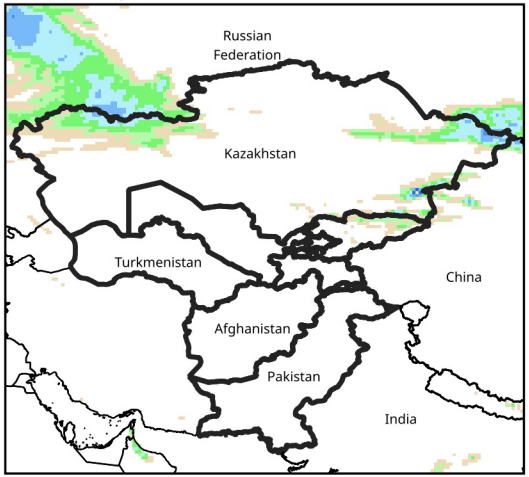


**Daily Precip. Forecast for Oct 13, 2025**

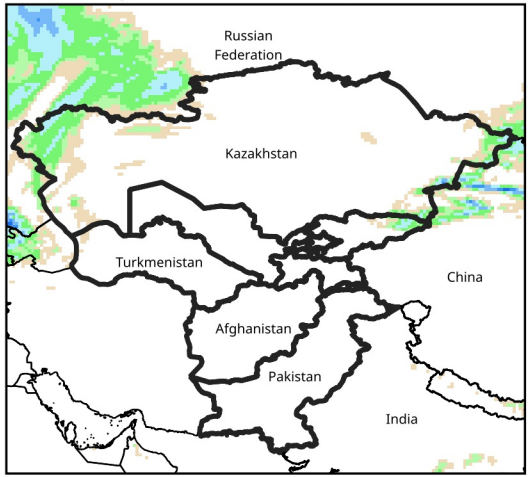


**Daily Precip. Forecast for Oct 14, 2025**

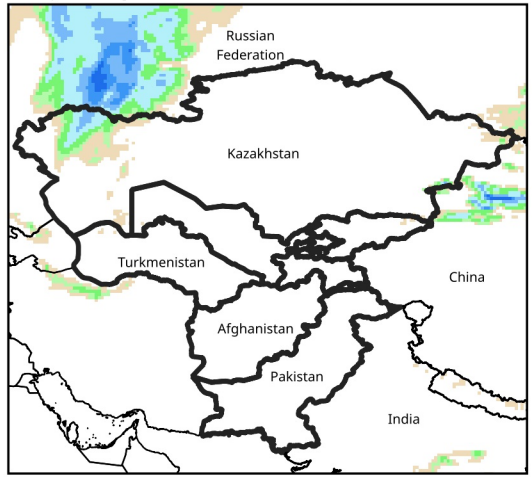


**Daily Precip. Forecast for Oct 15, 2025**

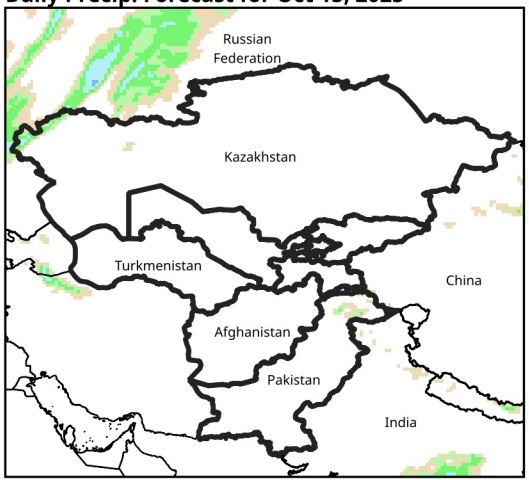


**Daily Precip. Forecast for Oct 16, 2025**

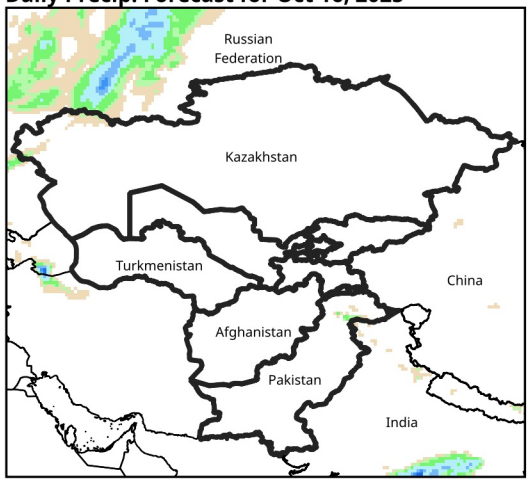


**Daily Precip. Forecast for Oct 17, 2025**

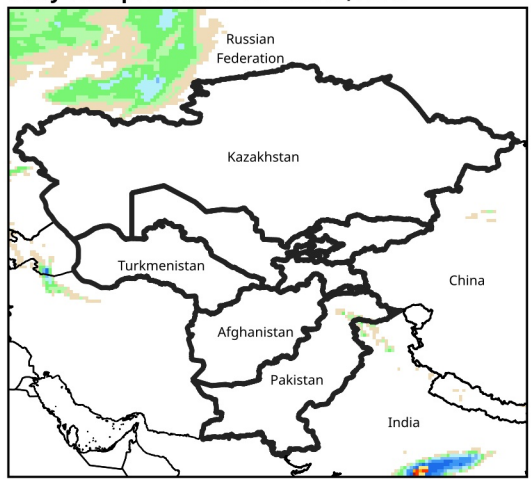


**PPT (mm)**

- 0 - 0.1
- 0.1 - 1
- 1 - 2
- 2 - 5
- 5 - 10
- 10 - 15
- 15 - 20
- 20 - 30
- 30 - 40
- 40 - 50
- 50 - 75
- > 75
- No Data

Map Produced by USGS/EROS

USGS FEWS NET