Precip. Forecast

as of
Sep 2, 2024

Daily Totals

Data:
NOAA-GFS

Daily Precip. Forecast for Sep 2, 2024

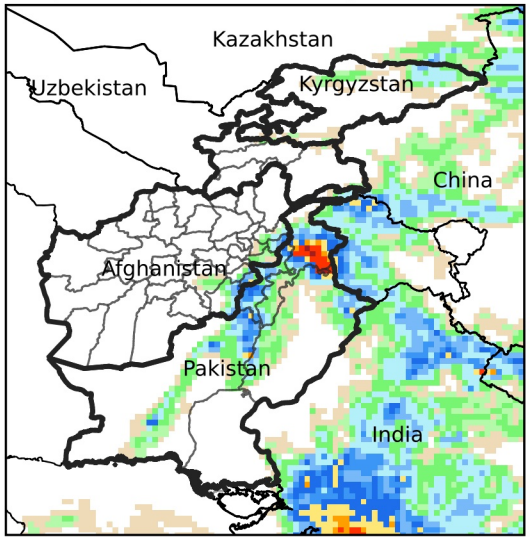

Daily Precip. Forecast for Sep 3, 2024

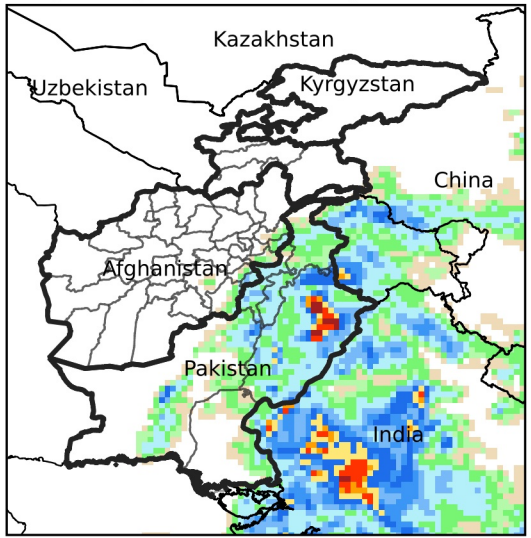

Daily Precip. Forecast for Sep 4, 2024

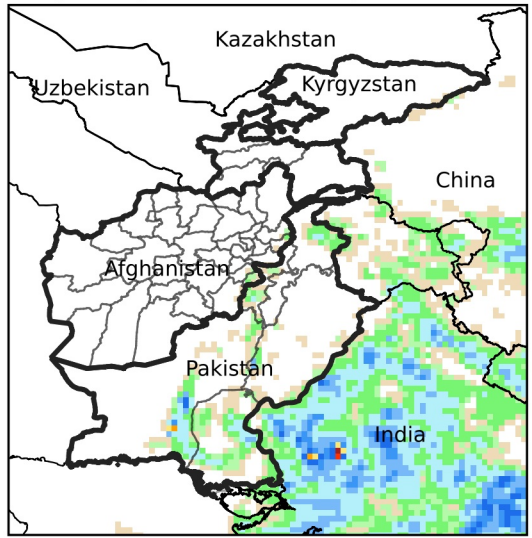

Daily Precip. Forecast for Sep 5, 2024

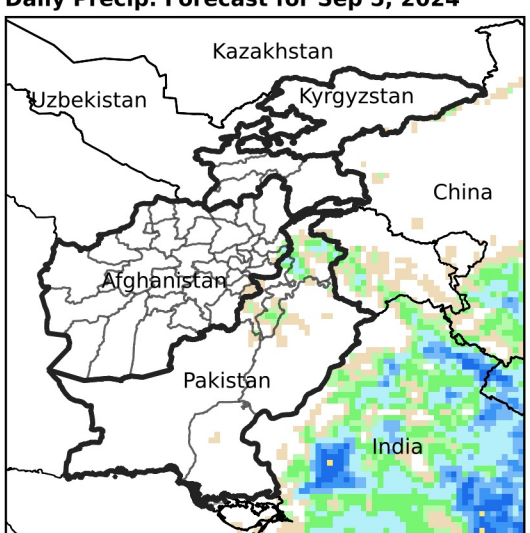

Daily Precip. Forecast for Sep 6, 2024

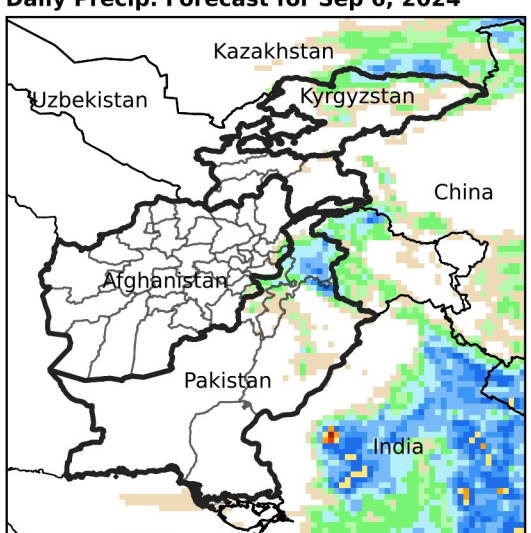

Daily Precip. Forecast for Sep 7, 2024

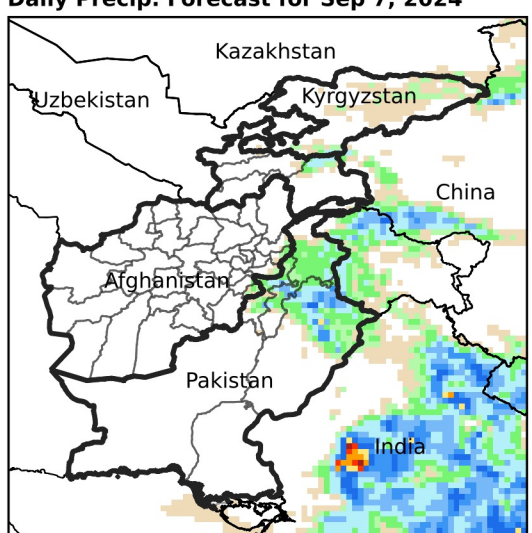

PPT (mm)

- 0 - 0.1
- 0.1 - 1
- 1 - 2
- 2 - 5
- 5 - 10
- 10 - 15
- 15 - 20
- 20 - 30
- 30 - 40
- 40 - 50
- 50 - 75
- > 75
- No Data

Map Produced by USGS/EROS

USGS USAID FEWS NET