Precip. Forecast

as of
Jan 2, 2025

Daily Totals

Data:
NOAA-GFS

Daily Precip. Forecast for Jan 2, 2025

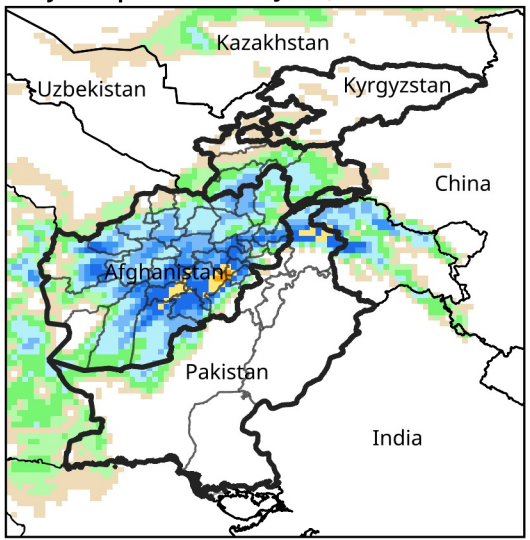

Daily Precip. Forecast for Jan 3, 2025

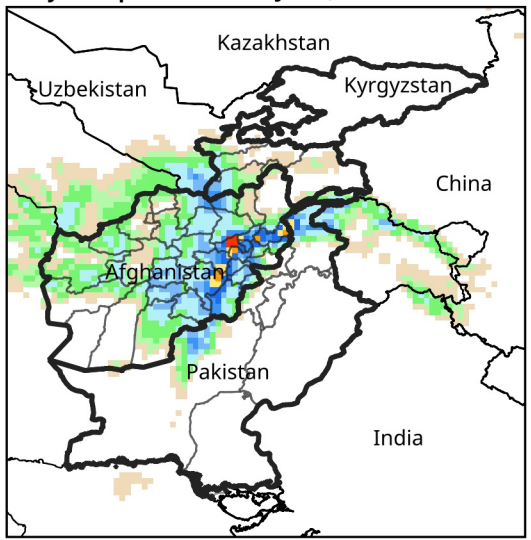

Daily Precip. Forecast for Jan 4, 2025

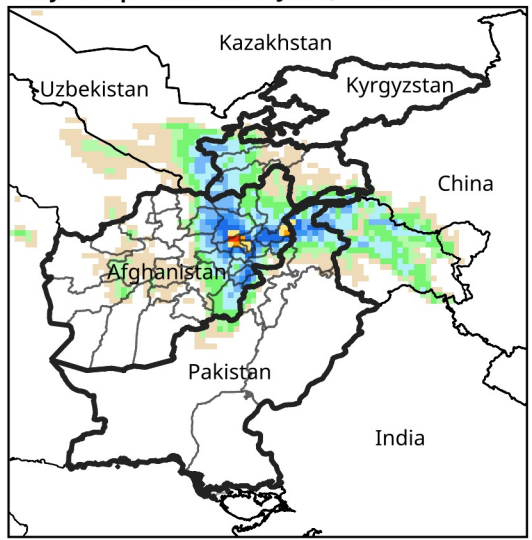

Daily Precip. Forecast for Jan 5, 2025

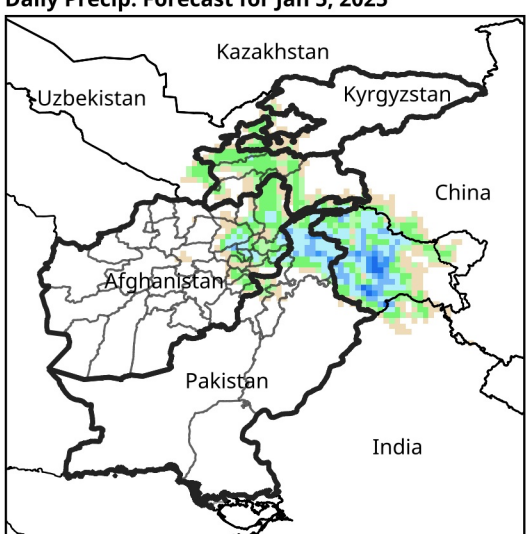

Daily Precip. Forecast for Jan 6, 2025

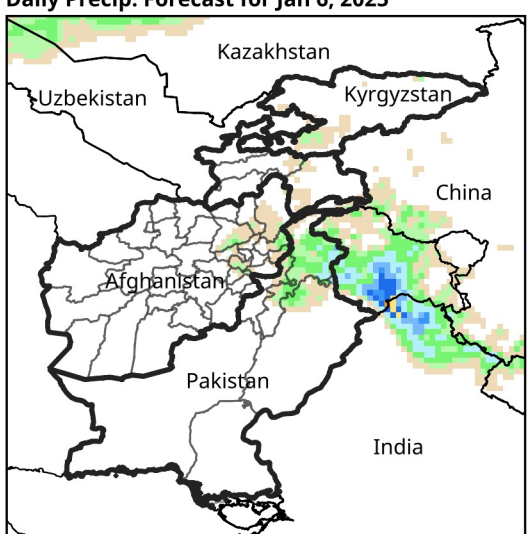

Daily Precip. Forecast for Jan 7, 2025

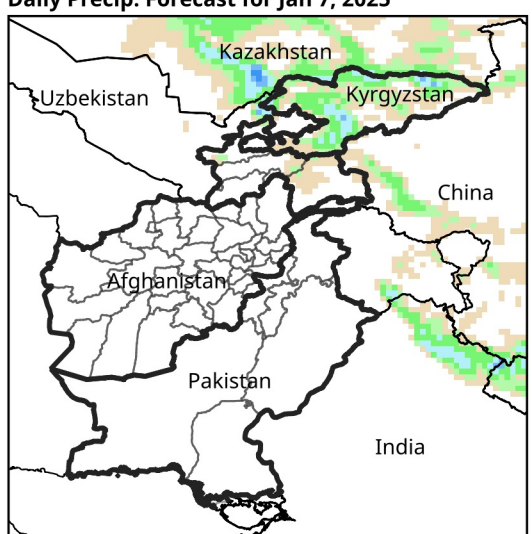

PPT (mm)

- 0 - 0.1
- 0.1 - 1
- 1 - 2
- 2 - 5
- 5 - 10
- 10 - 15
- 15 - 20
- 20 - 30
- 30 - 40
- 40 - 50
- 50 - 75
- > 75
- No Data

Map Produced by USGS/EROS

USGS USAID FEWS NET