Precip. Forecast

as of
Apr 5, 2025

Daily Totals

Data:
NOAA-GFS

Daily Precip. Forecast for Apr 5, 2025

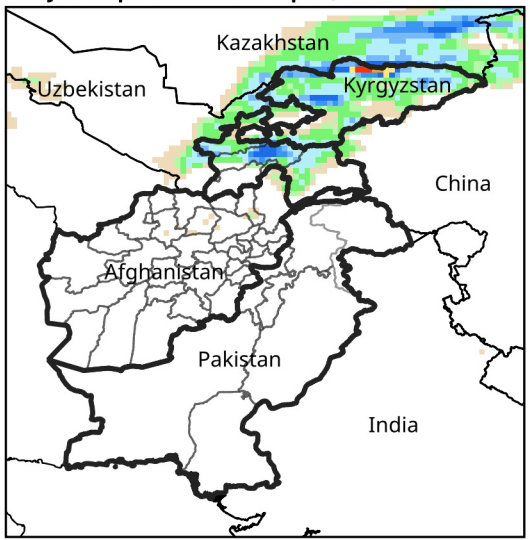

Daily Precip. Forecast for Apr 6, 2025

Daily Precip. Forecast for Apr 7, 2025

Daily Precip. Forecast for Apr 8, 2025

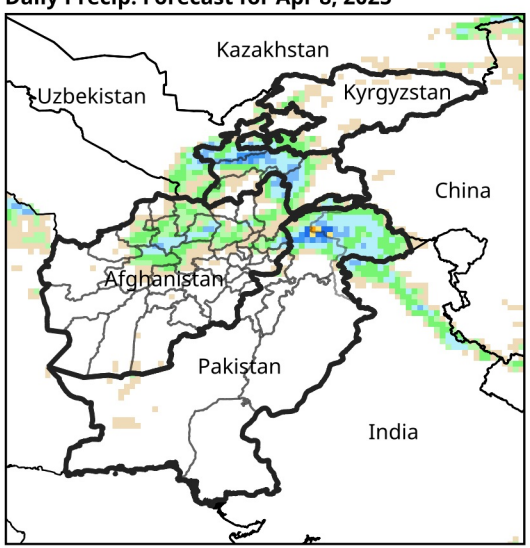

Daily Precip. Forecast for Apr 9, 2025

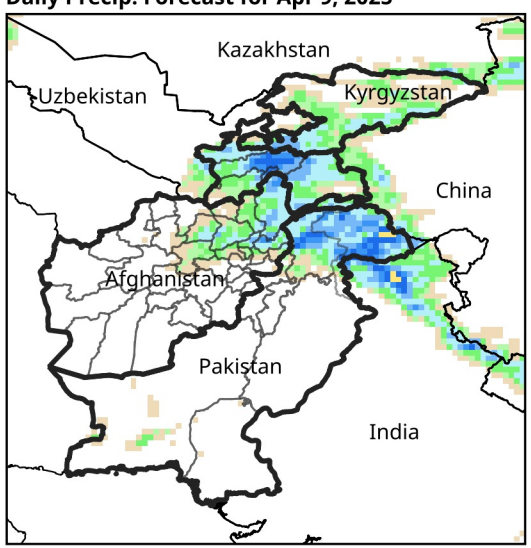

Daily Precip. Forecast for Apr 10, 2025

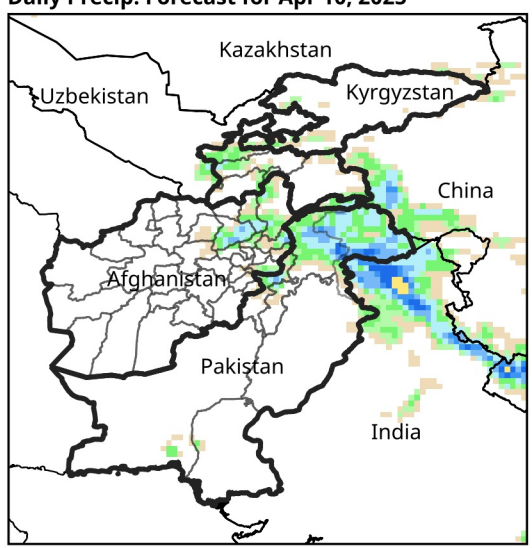

PPT (mm)

- 0 - 0.1
- 0.1 - 1
- 1 - 2
- 2 - 5
- 5 - 10
- 10 - 15
- 15 - 20
- 20 - 30
- 30 - 40
- 40 - 50
- 50 - 75
- > 75
- No Data

Map Produced by USGS/EROS

USGS USAID FEWS NET