Precip. Forecast

as of
May 2, 2025

Daily Totals

Data:
NOAA-GFS

Daily Precip. Forecast for May 2, 2025

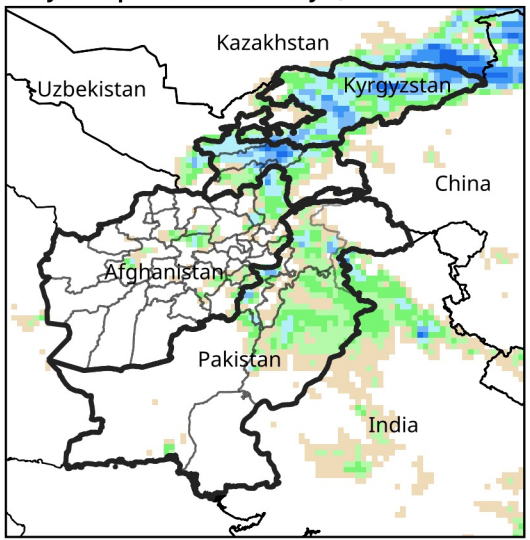

Daily Precip. Forecast for May 3, 2025

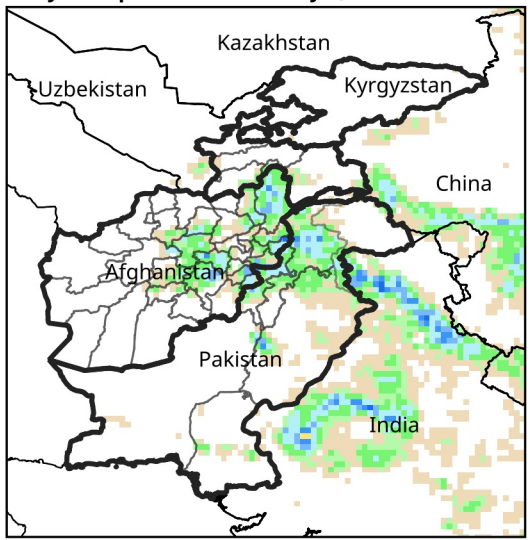

Daily Precip. Forecast for May 4, 2025

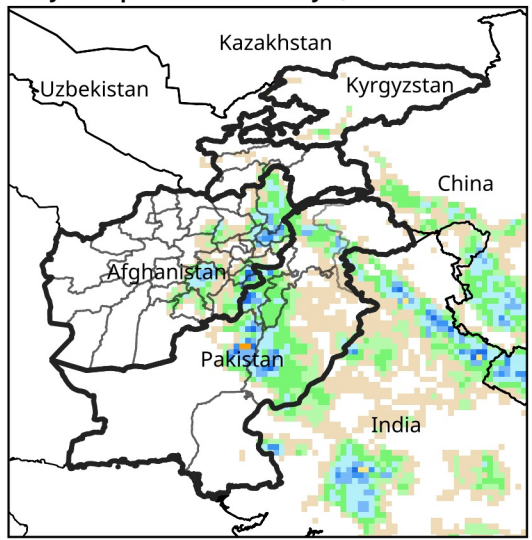

Daily Precip. Forecast for May 5, 2025

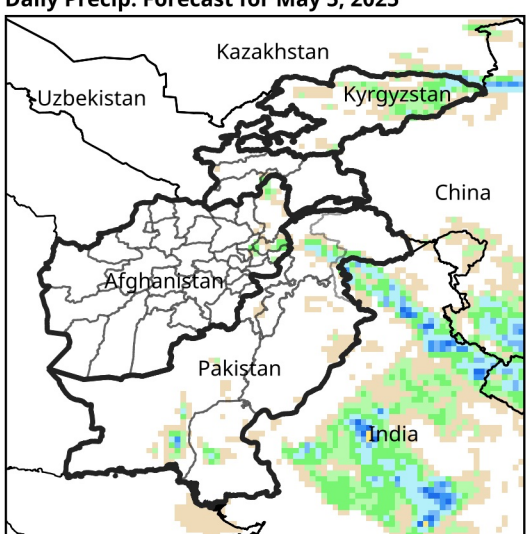

Daily Precip. Forecast for May 6, 2025

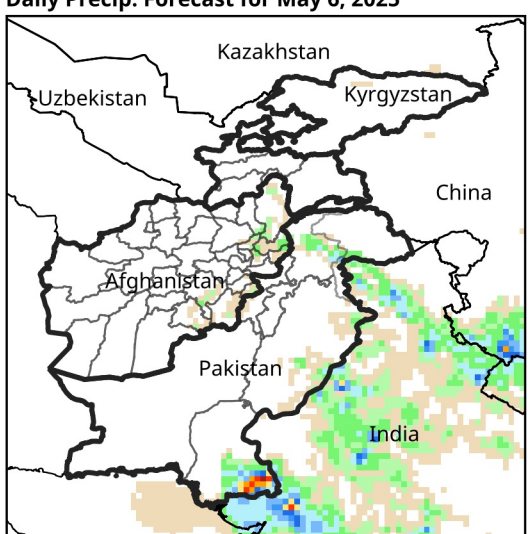

Daily Precip. Forecast for May 7, 2025

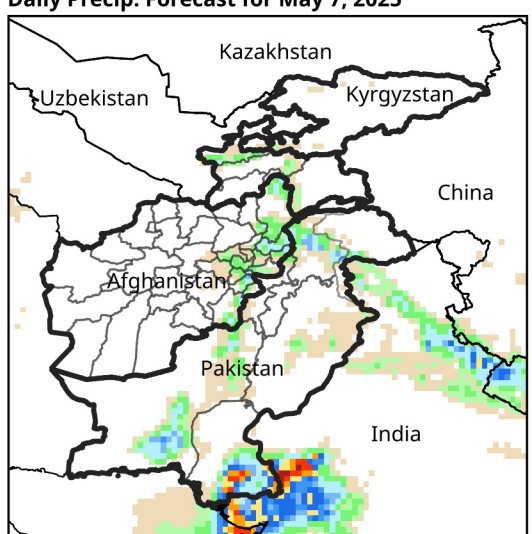

PPT (mm)

- 0 - 0.1
- 0.1 - 1
- 1 - 2
- 2 - 5
- 5 - 10
- 10 - 15
- 15 - 20
- 20 - 30
- 30 - 40
- 40 - 50
- 50 - 75
- > 75
- No Data

Map Produced by USGS/EROS

USGS USAID FEWS NET