Precip. Forecast

as of
Jul 11, 2025

Daily Totals

Data:
NOAA-GFS

Daily Precip. Forecast for Jul 11, 2025

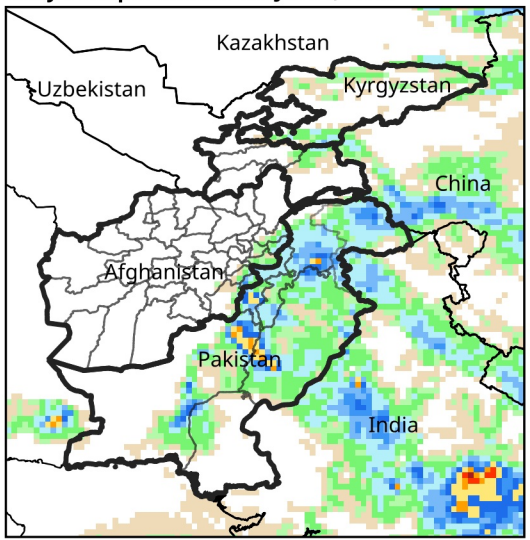

Daily Precip. Forecast for Jul 12, 2025

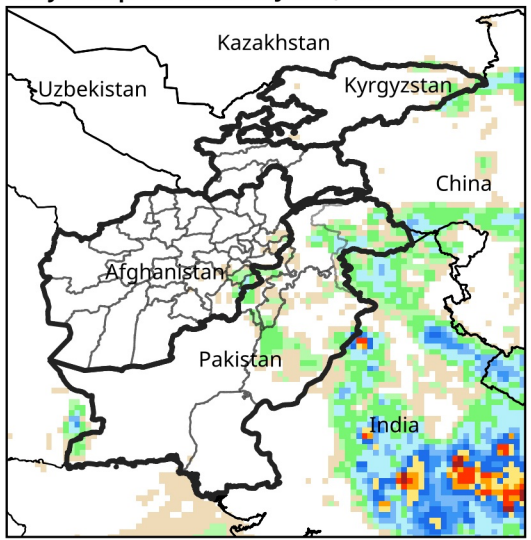

Daily Precip. Forecast for Jul 13, 2025

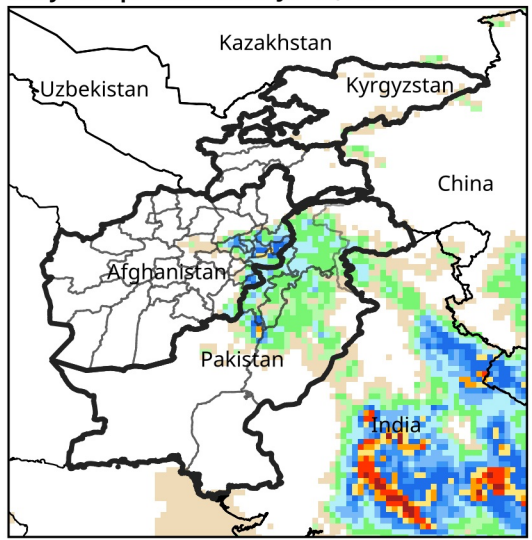

Daily Precip. Forecast for Jul 14, 2025

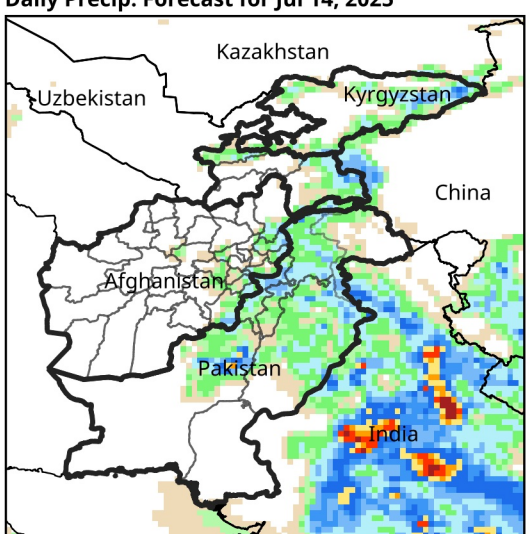

Daily Precip. Forecast for Jul 15, 2025

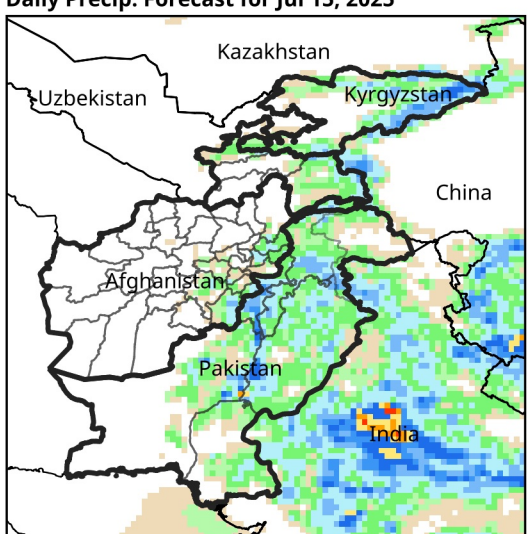

Daily Precip. Forecast for Jul 16, 2025

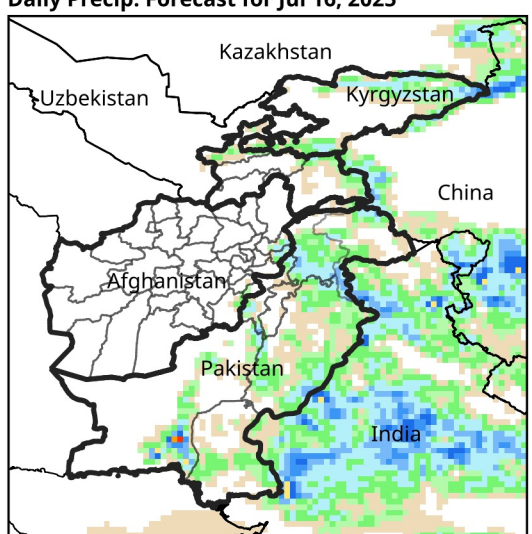

PPT (mm)

- 0 - 0.1
- 0.1 - 1
- 1 - 2
- 2 - 5
- 5 - 10
- 10 - 15
- 15 - 20
- 20 - 30
- 30 - 40
- 40 - 50
- 50 - 75
- > 75
- No Data

Map Produced by USGS/EROS

FEWS NET