Precip. Forecast

as of
Jul 23, 2025

Daily Totals

Data:
NOAA-GFS

Daily Precip. Forecast for Jul 23, 2025

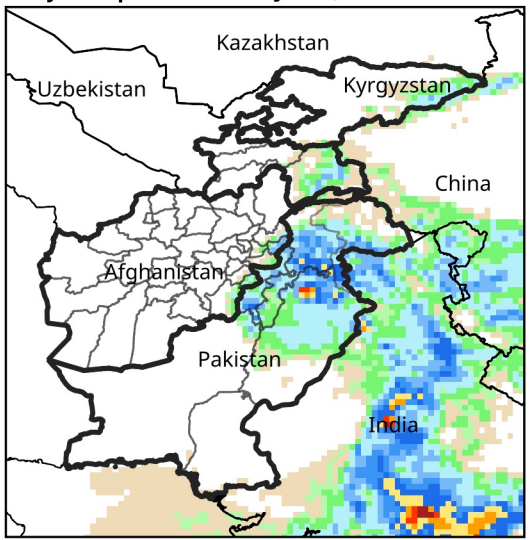

Daily Precip. Forecast for Jul 24, 2025

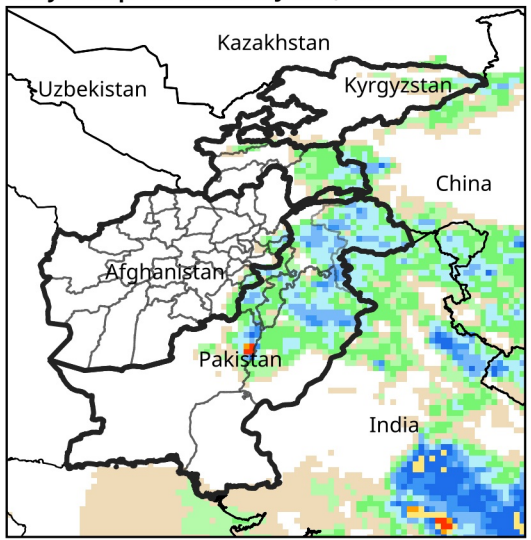

Daily Precip. Forecast for Jul 25, 2025

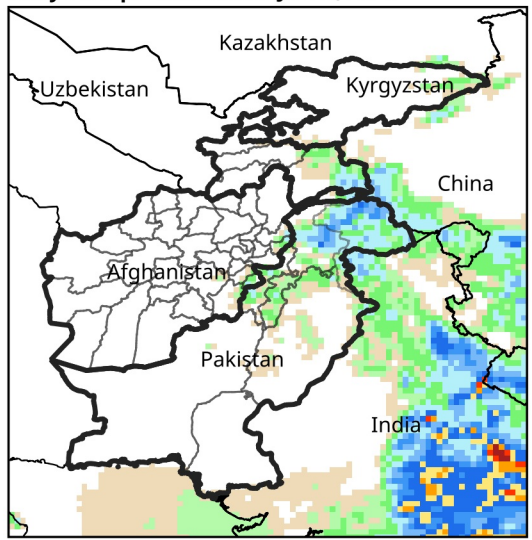

Daily Precip. Forecast for Jul 26, 2025

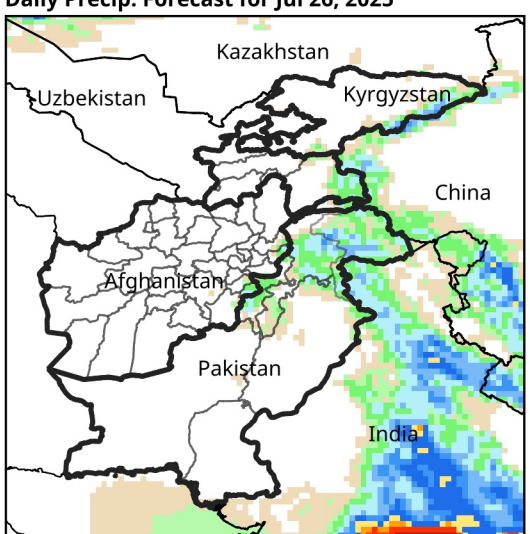

Daily Precip. Forecast for Jul 27, 2025

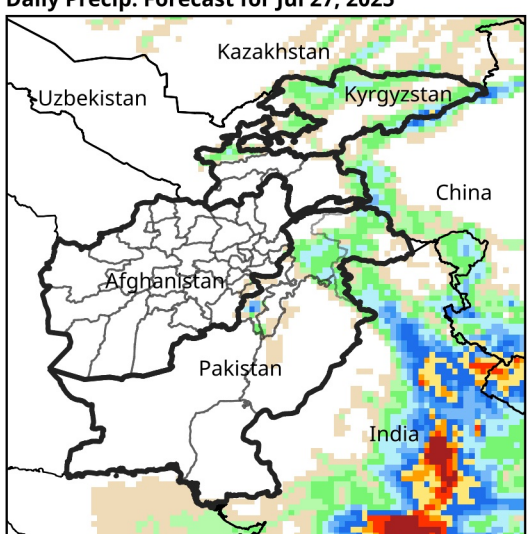

Daily Precip. Forecast for Jul 28, 2025

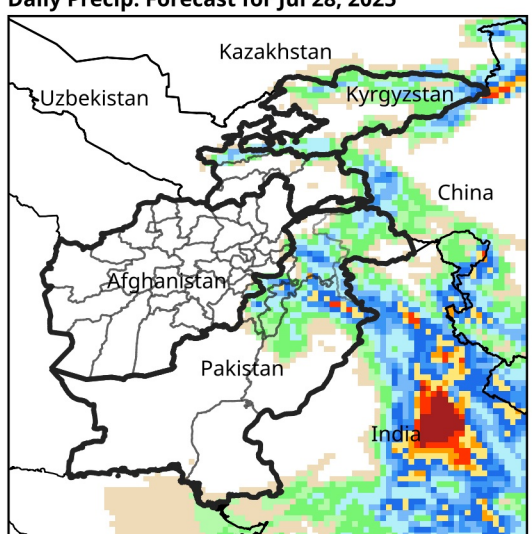

PPT (mm)

- 0 - 0.1
- 0.1 - 1
- 1 - 2
- 2 - 5
- 5 - 10
- 10 - 15
- 15 - 20
- 20 - 30
- 30 - 40
- 40 - 50
- 50 - 75
- > 75
- No Data

Map Produced by USGS/EROS

USGS FEWS NET