Precip. Forecast

as of
Aug 1, 2025

Daily Totals

Data:
NOAA-GFS

Daily Precip. Forecast for Aug 1, 2025

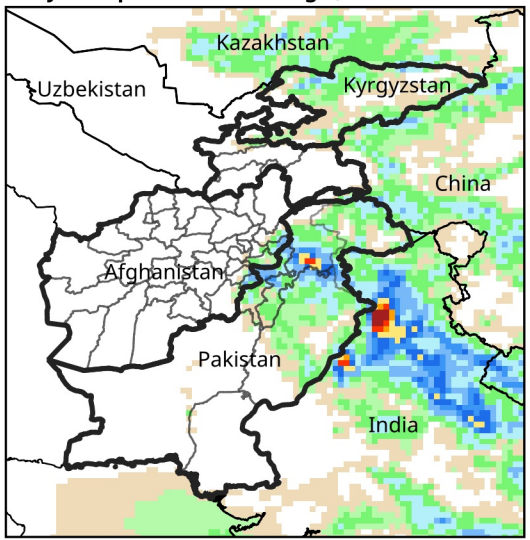

Daily Precip. Forecast for Aug 2, 2025

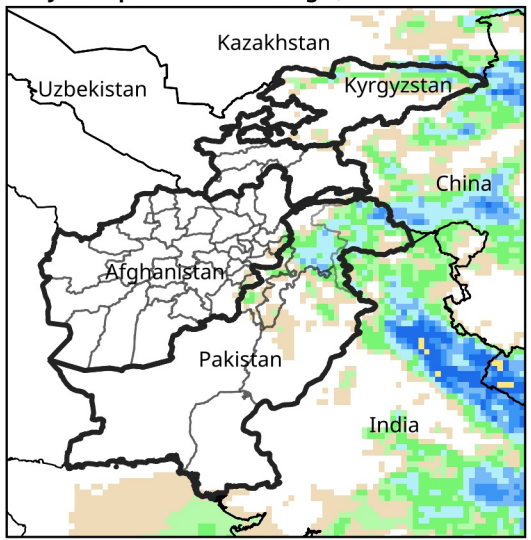

Daily Precip. Forecast for Aug 3, 2025

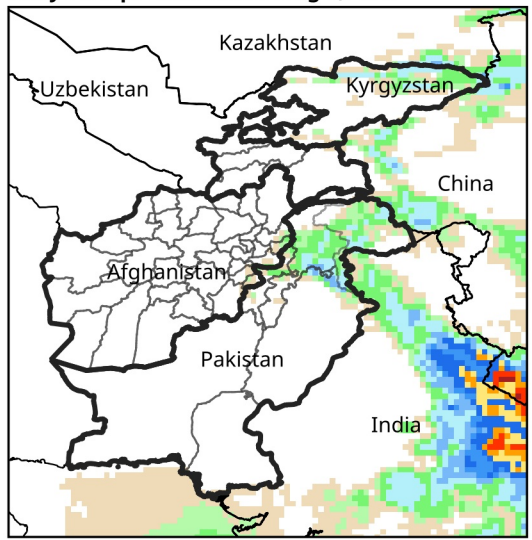

Daily Precip. Forecast for Aug 4, 2025

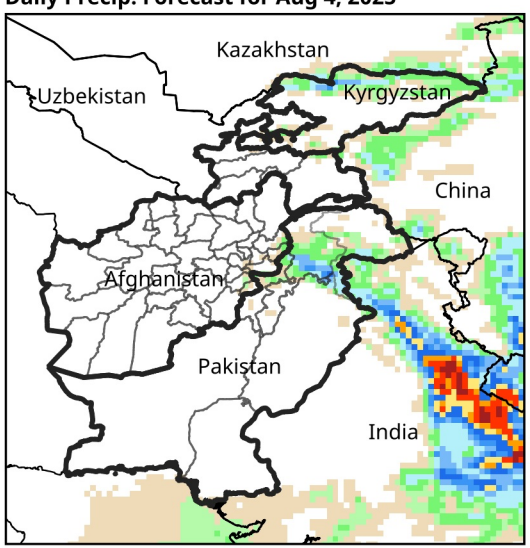

Daily Precip. Forecast for Aug 5, 2025

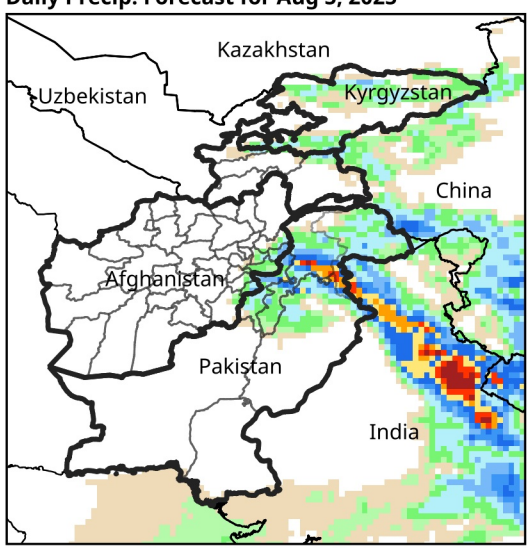

Daily Precip. Forecast for Aug 6, 2025

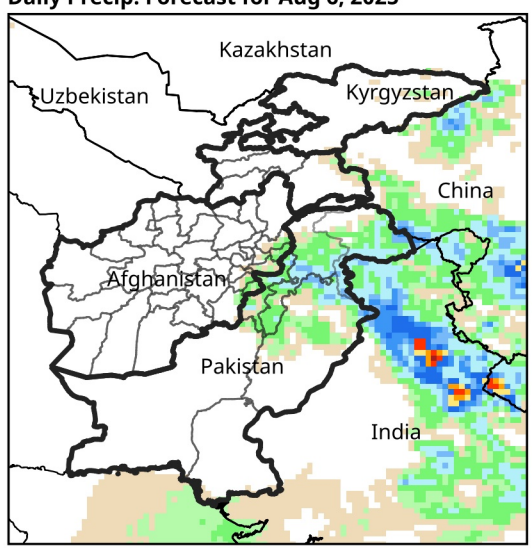

PPT (mm)

- 0 - 0.1
- 0.1 - 1
- 1 - 2
- 2 - 5
- 5 - 10
- 10 - 15
- 15 - 20
- 20 - 30
- 30 - 40
- 40 - 50
- 50 - 75
- > 75
- No Data

Map Produced by USGS/EROS

USGS FEWS NET