Precip. Forecast

as of
Oct 1, 2025

Daily Totals

Data:
NOAA-GFS

Daily Precip. Forecast for Oct 1, 2025

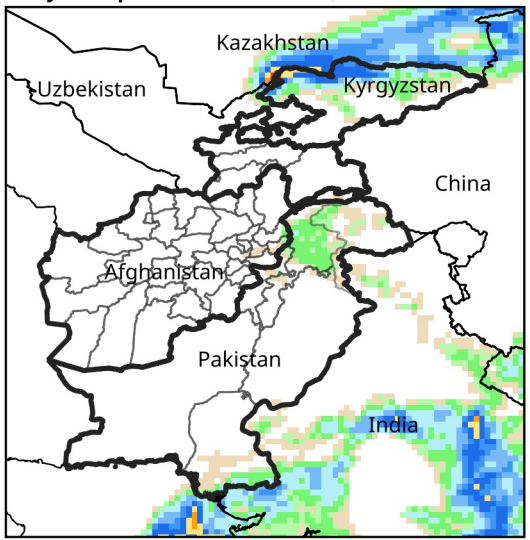

Daily Precip. Forecast for Oct 2, 2025

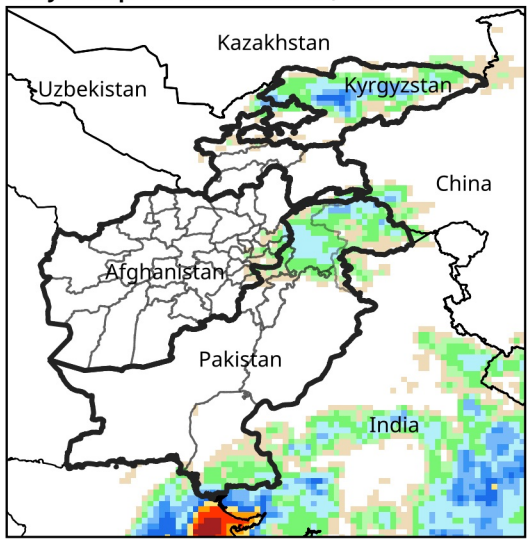

Daily Precip. Forecast for Oct 3, 2025

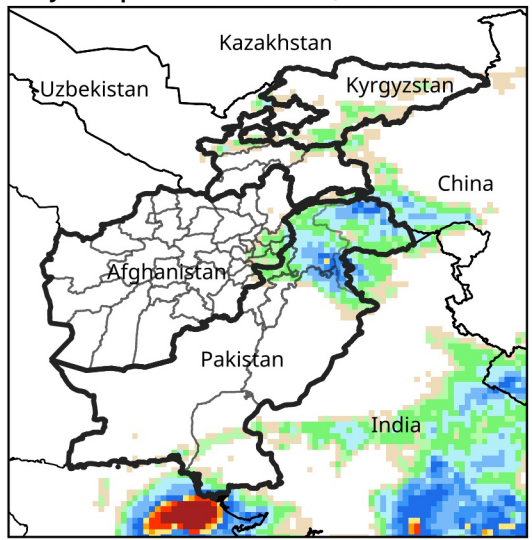

Daily Precip. Forecast for Oct 4, 2025

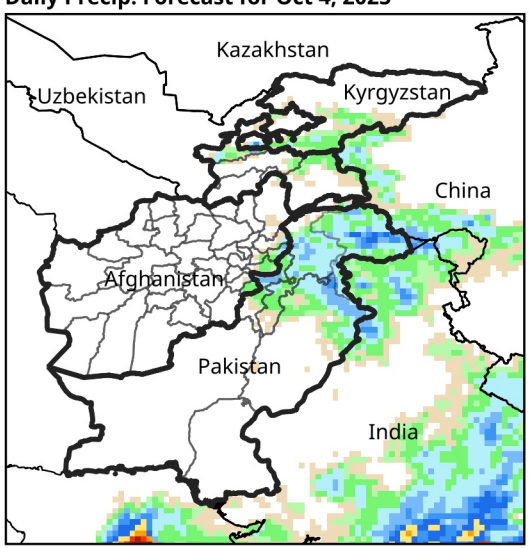

Daily Precip. Forecast for Oct 5, 2025

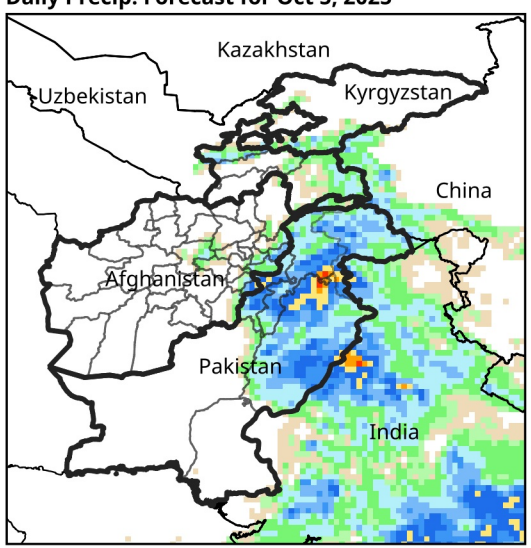

Daily Precip. Forecast for Oct 6, 2025

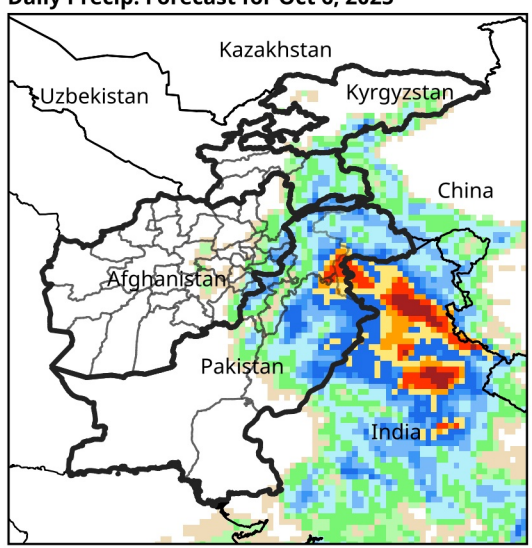

PPT (mm)

- 0 - 0.1
- 0.1 - 1
- 1 - 2
- 2 - 5
- 5 - 10
- 10 - 15
- 15 - 20
- 20 - 30
- 30 - 40
- 40 - 50
- 50 - 75
- > 75
- No Data

Map Produced by USGS/EROS

USGS FEWS NET