Precip. Forecast

as of
Mar 5, 2026

Daily Totals

Data:
NOAA-GFS

Daily Precip. Forecast for Mar 5, 2026

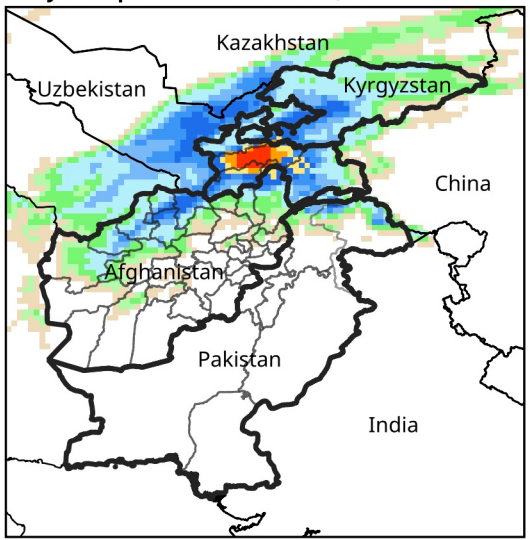

Daily Precip. Forecast for Mar 6, 2026

Daily Precip. Forecast for Mar 7, 2026

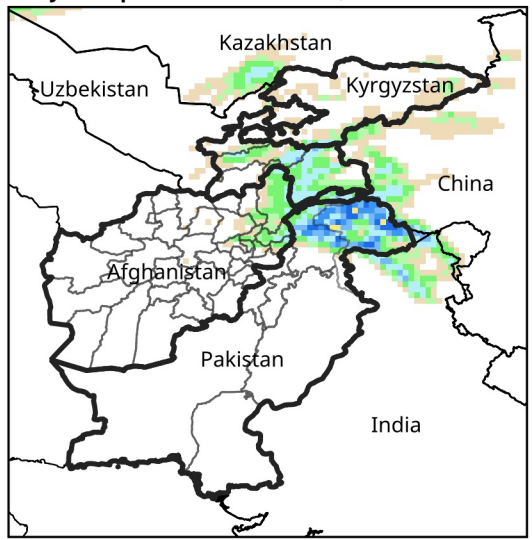

Daily Precip. Forecast for Mar 8, 2026

Daily Precip. Forecast for Mar 9, 2026

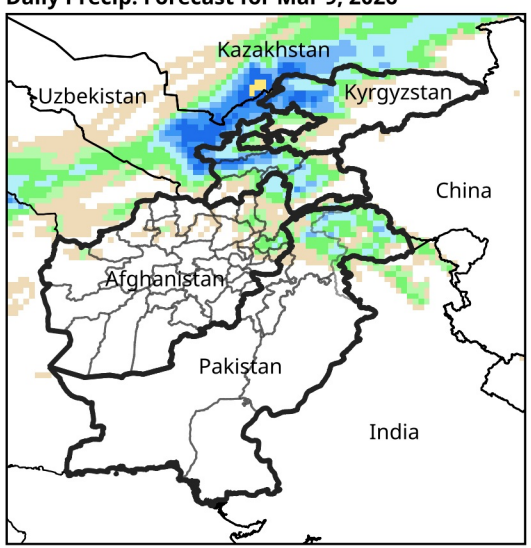

Daily Precip. Forecast for Mar 10, 2026

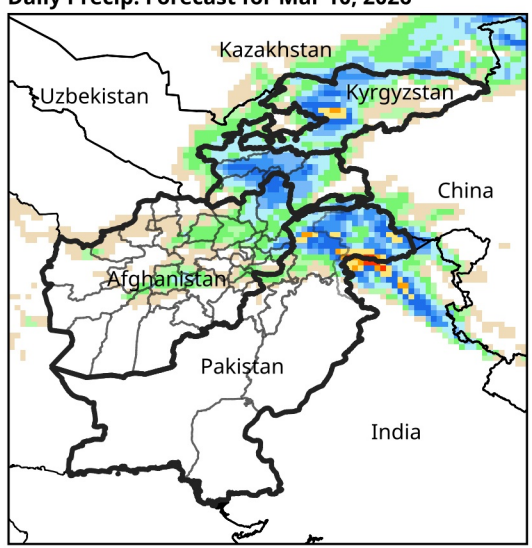

PPT (mm)

- 0 - 0.1
- 0.1 - 1
- 1 - 2
- 2 - 5
- 5 - 10
- 10 - 15
- 15 - 20
- 20 - 30
- 30 - 40
- 40 - 50
- 50 - 75
- > 75
- No Data

Map Produced by USGS/EROS

USGS FEWS NET