SouthCentralAsia Dekadal Temperature and Anomalies

Feb. dekad 1

Mean Daily Temp. 2020

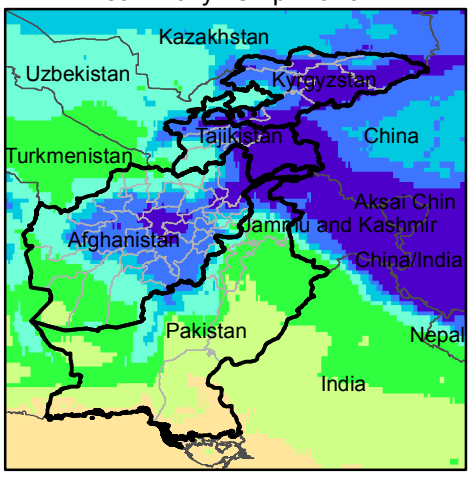

Mean Daily Temp. ('61-'90 avg)

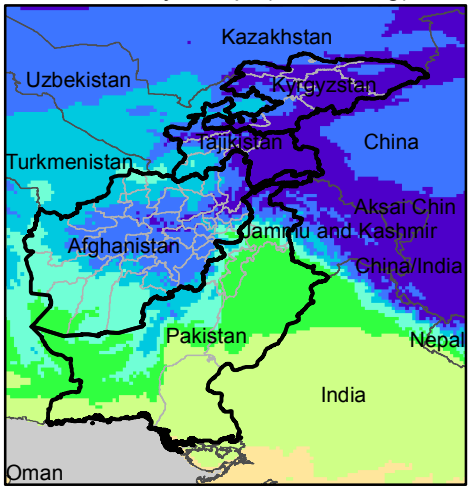

Mean Daily Temp. Diff. from Average

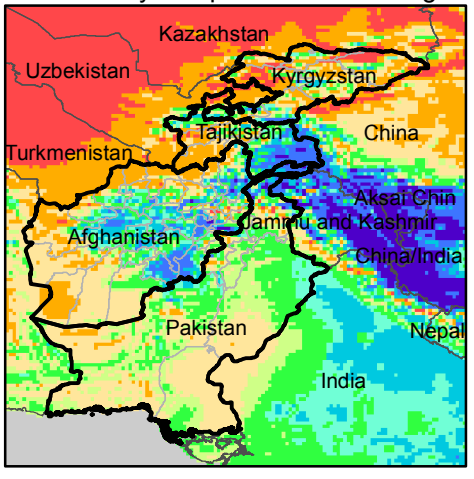

Feb. dekad 2

Mean Daily Temp. 2020

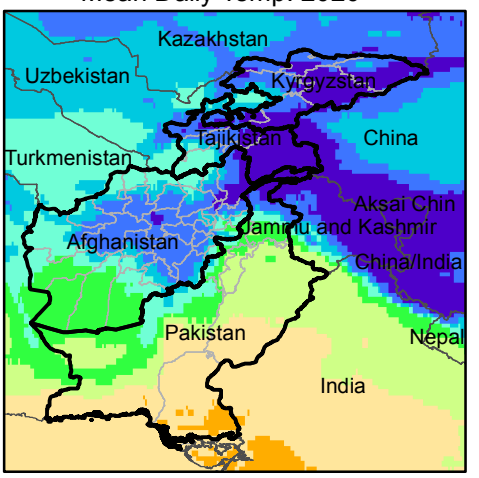

Mean Daily Temp. ('61-'90 avg)

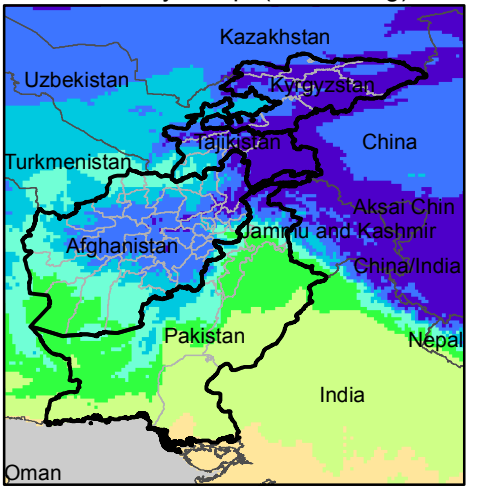

Mean Daily Temp. Diff. from Average

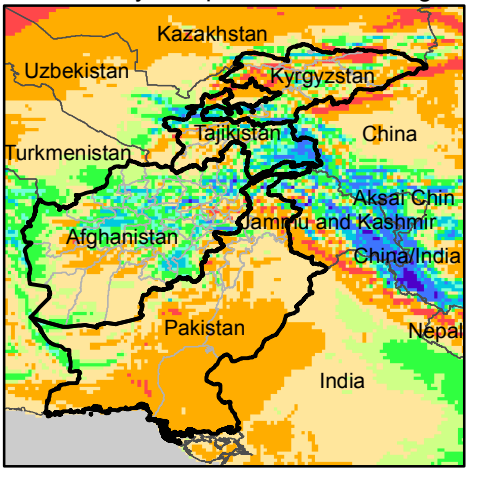

Feb. dekad 3

Mean Daily Temp. 2020

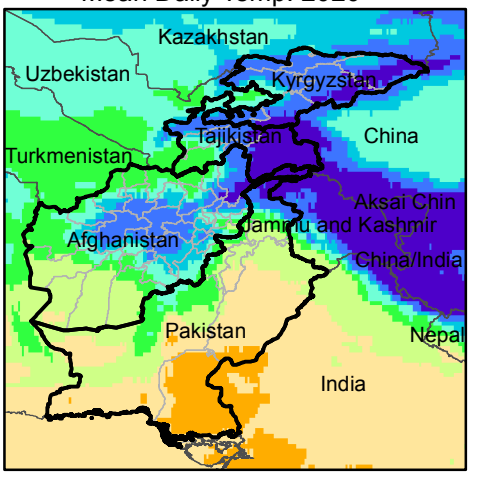

Mean Daily Temp. ('61-'90 avg)

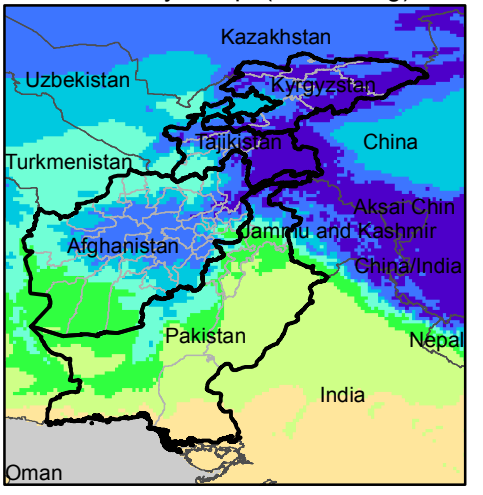

Mean Daily Temp. Diff. from Average

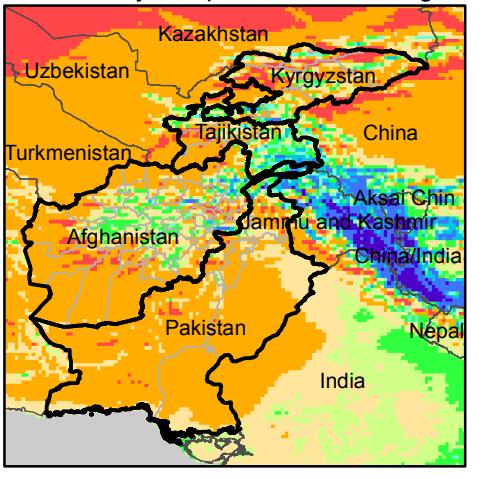

2020 (NOAA -GFS)

Avg. (IWMI)

Temp (C)

- < -10
- -10 - 0
- 0 - 5
- 5 - 10
- 10 - 15
- 15 - 20
- 20 - 25
- 25 - 30
- > 30

Diff.

Diff (C)

- > 8
- 4 - 8
- 2 - 4
- 1 - 2
- -1 - 1
- -2 - -1
- -4 - -2
- -8 - -4
- < -8

Map produced by USGS/EROS