Apr dekad 1

Apr dekad 2

Apr dekad 3

2013 (NOAA −RFE 2)

Total Dekadal Rainfall 2013

Total Dekadal Rainfall 2013

Total Dekadal Rainfall 2013

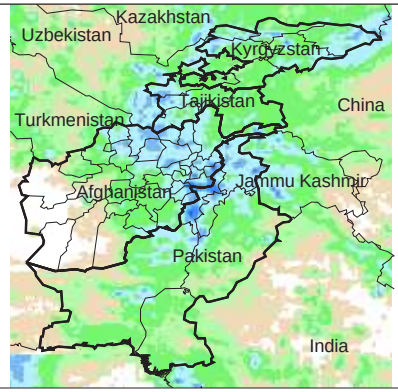

Avg. (IWMI)

Average Dekadal Total ('61–'90)

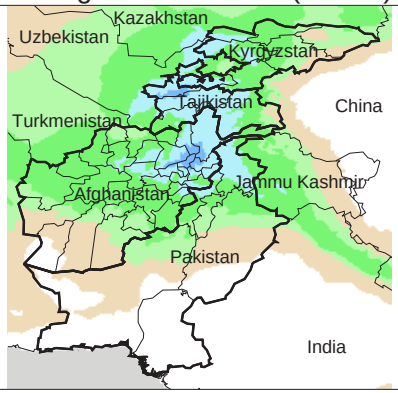

Average Dekadal Total ('61–'90)

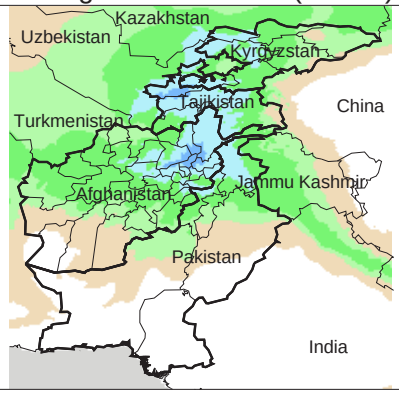

Average Dekadal Total ('61–'90)

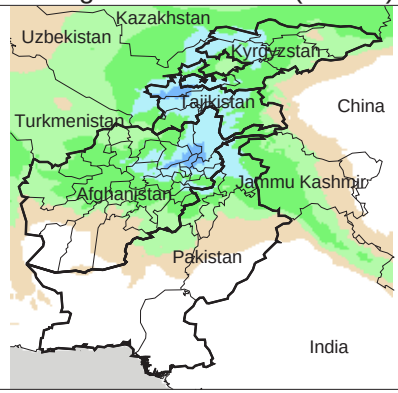

RF (mm)

- 0 –1
- 1 –5
- 5 –10
- 10 –25
- 25 –50
- 50 –75
- 75 –100
- 100 –150
- 150 –200
- 200 –250
- 250 –350
- > 350

Diff.

Dekadal Difference from average

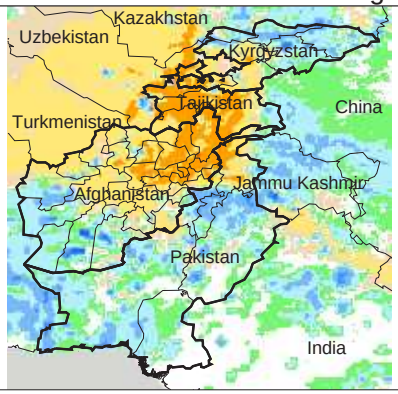

Dekadal Difference from average

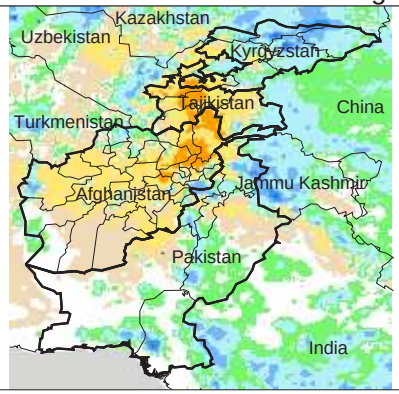

Dekadal Difference from average

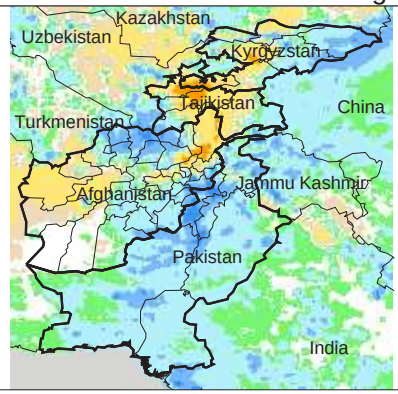

Diff (mm)

- > 100
- 50 100
- 20 50
- 5 20
- 1 5
- -1 1
- -5 -1
- -20 -5
- -50 -20
- -100 -50
- <-100