SouthCentralAsia Dekadal Precipitation and Anomalies

Jun. dekad 1

Dekadal Rainfall Total: 2022

Average Dekadal Total ('61-'90)

Dekadal Difference from Average

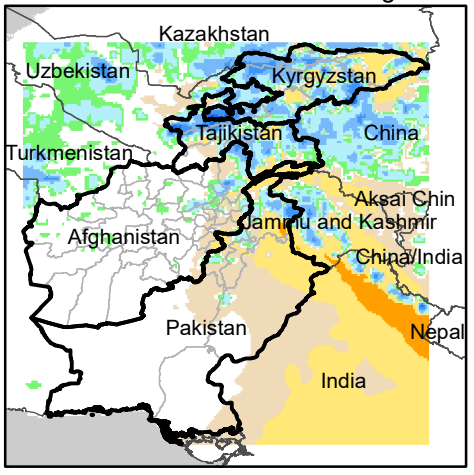

Jun. dekad 2

Dekadal Rainfall Total: 2022

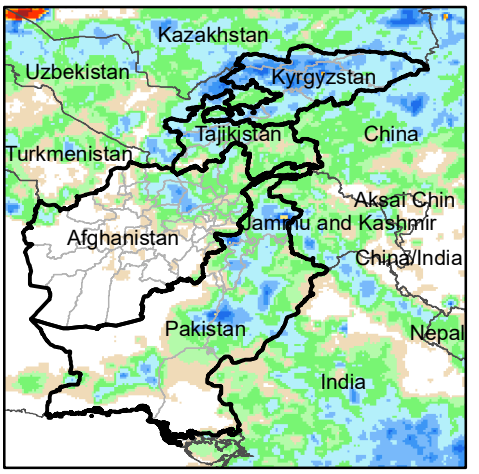

Average Dekadal Total ('61-'90)

Dekadal Difference from Average

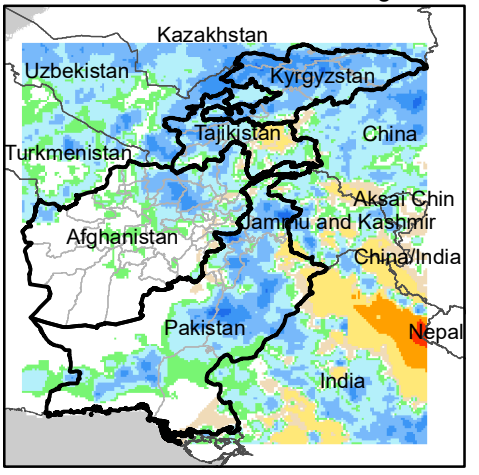

Jun. dekad 3

Dekadal Rainfall Total: 2022

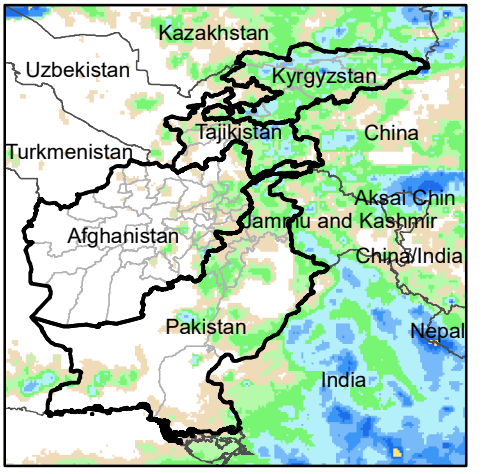

Average Dekadal Total ('61-'90)

Dekadal Difference from Average

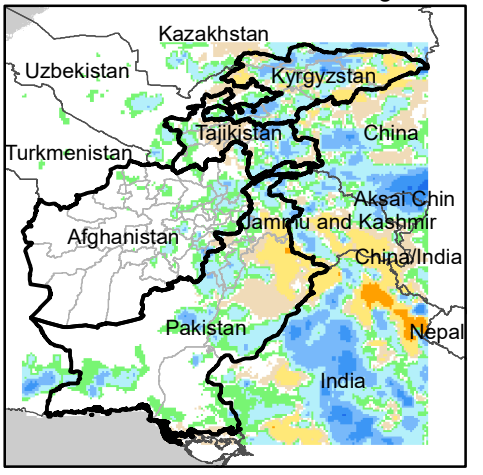

2022 (NOAA RFE-2)

Avg. (IWMI)

RF (mm)
- 0 - 1
- 1 - 5
- 5 - 10
- 10 - 25
- 25 - 50
- 50 - 75
- 75 - 100
- 100 - 150
- 150 - 200
- 200 - 250
- 250 - 350
- > 350

Diff.

Diff (mm)
- > 100
- 50 - 100
- 20 - 50
- 5 - 20
- 1 - 5
- -1 - 1
- -5 - -1
- -20 - -5
- -50 - -20
- -100 - -50
- < -100

Map produced by USGS/EROS